


DATE: _____ PROJECT: _____ LOCATION: _____ TYPE: _____



FEATURES

- Available In made to measure lengths accurate up to 1/16".
- NRC (Noise Reduction Coefficient) of .75.
- Acoustical felt is available in 28 colors standard.
- Patterns available. Must consult factory for custom size and patterns.
- Damp location rated.
- Available in CRI 80+, CRI 90+
- 5 year, 50,000 hour fixture warranty.
- 2700K, 3000K, 3500K, 4000K & 5000K color temperatures available.
- Available with PoE- Must consult factory.

APPLICATIONS

Commercial and business area, public buildings, offices, retail stores, hotels and restaurants, arts and culture spaces.

FINISH

Standard powder-coated white. Custom colors available.

CONSTRUCTION

Extruded aluminum housing with die cast ends.
BAFFLE: Acoustical Felt.

DIFFUSER

Custom formulated high diffusion extruded acrylic lens.
Other diffuser available - consult factory.

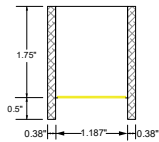
FIXTURE RATINGS & CERTIFICATIONS



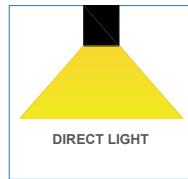
ELECTRICAL

Remote driver with 0-10V dimming standard. Remote emergency battery (Optional). Several driver options available.

DIMENSIONS



LIGHT DISTRIBUTION

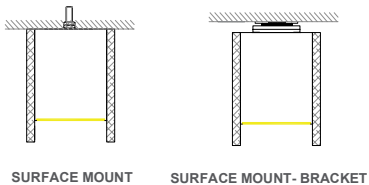


LED SYSTEM OUTPUT

OUTPUT	System Watts	Delivered Lumens
	DIRECT	DIRECT
OP1	4 W/ft	380 lm/ft
OP2	6 W/ft	570 lm/ft
OP3	8 W/ft	760 lm/ft
OP4	10 W/ft	950 lm/ft
OP5	Custom Output	Custom Output

Fixture lumen output data refer to delivered lumens for 3500K.
Lumens multiplier 80CRI :0.92 for 27K, 0.95 for 30K & 35K, 1.05 for 40K.
Consult factory for other lumen package.

MOUNTING



ORDERING KEY

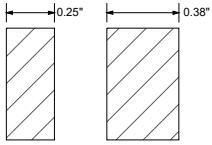


1 - MODEL #	2 - LENGTH	3 - CRI	4 - COLOR TEMP	5 - LED OUTPUT	7 - FINISH	6 - VOLTAGE
LUM-ACO 1SM	2 - 2 ft 4 - 4 ft 6 - 6 ft 8 - 8 ft 10 - 10 ft X'-X"' - Custom Length PAT - Pattern (Consult Factory)	80 CRI 90 CRI	27K - 2700K 30K - 3000K 35K - 3500K 40K - 4000K 50K - 5000K TW - Tunable White RGB - Color Tuning 1 RGBW - Color Tuning 2	D - DIRECT OP1 - 4 W/ft OP2 - 6 W/ft OP3 - 8 W/ft OP4 - 10 W/ft OP5 - Custom Output	W - White (Standard) BLK* - Black CC* - Custom Color (Provide RAL#) *White cord and canopy provided.	UNV - Universal (120/277V) 347V* - 347V *Must use DB Driver

8 - DRIVER	9 - MOUNTING	10 - OTHER OPTIONS
DIM 1% - Standard 1% Dimming (0-10V) DIM 0.1%- 0.1% Dimming (0-10V) LT1 - Lutron Digital EcoSystem C1 - Tunable White control C2 - RGB Tuning control C3 - RGBW Tuning control PoE - Power over Ethernet. Consult Factory for Compatibility	SM - Surface Mount - 2" Stud SM1 - Surface Mount - Bracket	EM1 - Emergency Pack-120V EM2 - Emergency Pack 277V EMCKT - Emergency Circuit *Emergency Battery Available in modules of 4-ft. and longer

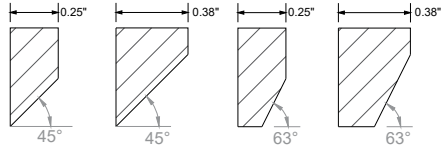
DATE: _____ PROJECT: _____ LOCATION: _____ TYPE: _____

1 - ACOUSTICAL THICKNESS



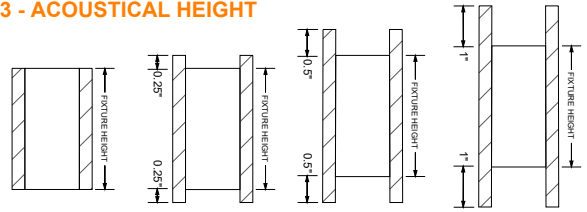
TH1 TH2

2 - THICKNESS TRIM



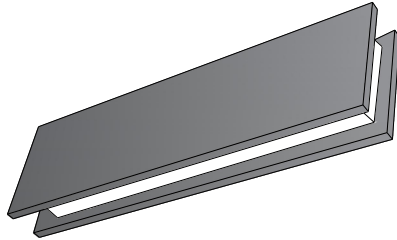
TR1 TR2 TR3 TR4

3 - ACOUSTICAL HEIGHT

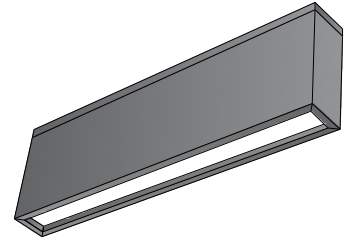


WH1 WH2 WH3 WH4

4 - OPEN END: OE1

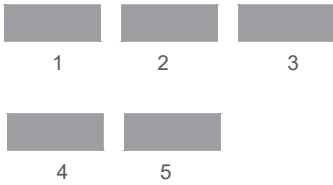


4 - CLOSED END: CE1



5- ACOUSTICAL COLOR : Available in 28 color blends - Consult factory for custom size and pattern.

ORDERING KEY



COMMENT



DATE: _____ PROJECT: _____ LOCATION: _____ TYPE: _____

PRODUCT OVERVIEW

Made from recycled plastic bottles

- Sound-dampening effect
- Available in 28 color blends
- Easy to mount and process
- Impact-resistant

Material PET Felt
 Flammability class B1
 ISO Certificate 345-2003
 Thickness 0.38" (9 MM)

PET FELT PANELS

PET Felt panels offer universal sound- absorbing treatment for walls and hard, reflective surfaces. With their warm appearance and soft texture, the panels benefit the interior both aesthetically and acoustically. PET Felt is a sustainable and durable material made from recycled plastic bottles. The sheets are easy to mount and process, making it possible to bring any design to life.


PET FELT

PET Felt is a sustainable and durable material made from recycled plastic bottles. Thanks to its open-cellular structure, PET Felt demonstrates great acoustic properties. PET Felt panels are soft to touch, impact-resistant and easy to process.

COLOURS

Since PET Felt is a recycled material, slight color deviations may occur between different batches. It is recommended to order the required quantity at once to make sure the panels come from the same batch. Keep in mind that the panels have a nap direction on both sides. To avoid alterations in appearance.

AVAILABLE IN 28 COLOUR BLENDS




Dark Blue

Dark Green

Green

Lime




Cobalt

Denim

Blue

Sky




Grape

Violet

Frost

Smoke




Black

Dark Grey

Grey

Light Grey



Sand

Beige

Marble

White

Yellow

Orange

Honey



Camel

Coconut

Wine

Red

Cinnamon

Custom Color

Custom Color