


DATE: _____ PROJECT: _____ LOCATION: _____ TYPE: _____



FEATURES

- Available in made to measure lengths accurate up to 1/16".
- Patterns available. Must consult factory for custom size and patterns.
- Damp location rated.
- Available in CRI 80+, CRI 90+.
- 5 year, 50,000 hour fixture warranty.
- 2700K, 3000K, 3500K, 4000K & 5000K color temperatures available.
- Available with PoE- Must consult factory.

APPLICATIONS

Commercial and business area, public buildings, offices, retail stores, hotels and restaurants, arts and culture spaces.

FINISH

Standard powder-coated white. custom colors available.

CONSTRUCTION

Extruded aluminum housing.

DIFFUSER

Custom formulated high diffusion extruded acrylic lens. Other diffuser available - Consult factory.

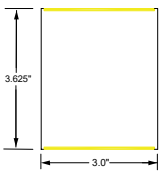
FIXTURE RATINGS & CERTIFICATIONS



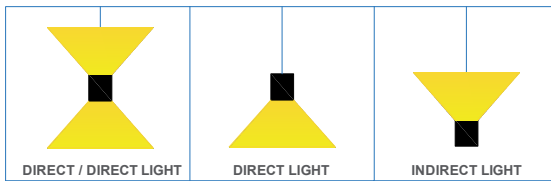
ELECTRICAL

Integral driver with 0-10V dimming standard. Integral emergency battery (Optional). Several driver options available.

EXTRUSION DIMENSIONS



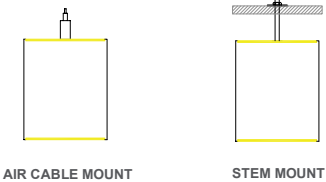
LIGHT DISTRIBUTION



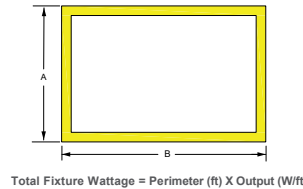
LED SYSTEM OUTPUT

OUTPUT	System Watts		Delivered Lumens	
	DIRECT	INDIRECT	DIRECT	INDIRECT
OP1	4 W/ft	4 W/ft	380 lm/ft	380 lm/ft
OP2	6 W/ft	6 W/ft	570 lm/ft	570 lm/ft
OP3	8 W/ft	8 W/ft	760 lm/ft	760 lm/ft
OP4	10 W/ft	10 W/ft	950 lm/ft	950 lm/ft
OP5	Custom Output		Custom Output	

MOUNTING



PATTERN DIMENSIONS



Fixture lumen output data refer to delivered lumens for 3500K. Lumens multiplier 80CRI :0.92 for 27K, 0.95 for 30K & 35K, 1.05 for 40K. Consult factory for other lumen package.

ORDERING KEY



1 - MODEL #	2 - LENGTH	3 - CRI	4 - COLOR TEMP	5 - LED OUTPUT		6 - VOLTAGE
LUM-RECT 3P	2X2 - 2ft X 2ft 4X4 - 4ft X 2ft 6X6 - 6ft X 6ft 8X8 - 8ft X 8ft AXB - Custom Length PAT - Pattern (Consult Factory)	80 CRI 90 CRI	27K - 2700K 30K - 3000K 35K - 3500K 40K - 4000K 50K - 5000K TW - Tunable White RGB - Color Tuning 1 RGBW - Color Tuning 2	D - DIRECT OP1 - 4 W/ft OP2 - 6 W/ft OP3 - 8 W/ft OP4 - 10 W/ft OP5 - Custom Output	ID - INDIRECT OP1 - 4 W/ft OP2 - 6 W/ft OP3 - 8 W/ft OP4 - 10 W/ft OP5 - Custom Output	UNV - Universal (120/277V) 347V* - 347V *Must use DB Driver

7 - DRIVER	8 - FINISH	9 - MOUNTING	10 - SENSOR	11 - OTHER OPTIONS
DIM 1% - Standard 1% Dimming (0-10V) DIM 0.1% - 0.1% Dimming (0-10V) LT1 - Lutron Digital EcoSystem C1 - Tunable White control C2 - RGB Tuning control C3 - RGBW Tuning control PoE - Power over Ethernet. Consult Factory for Compatibility	W - White (Standard) BLK* - Black CC* - Custom Color (Provide RAL#) *White cord and canopy provided.	AC - Air Cable Mount-50" PS- Pendant Stem (12", 18", 24", 36", 48")	OS - Occupancy Sensor VS - Vacancy Sensor DH - Daylight Harvesting ES - Enlighted Sensor	DC - Dual Circuit (Separate Up/Down Control) EM1 - Emergency Pack-120V EM2 - Emergency Pack 277V EMCKT - Emergency Circuit *Emergency Battery Available in modules of 4-ft. and longer